

FIS GAS SENSOR SB-41A-00

for REFRIGERANT DETECTION (R22)

The SB-41A is a tin dioxide semiconductor gas sensor which has a high sensitivity to HFCs (e.g. Freon: R22) with improved cross sensitivity to other gases. This model is suitable for R22 and other new Freon family which contains R22. A significant feature of low power consumption design (120 mW) is advantageous for portable devices.

Structure

Gas sensitive semiconductor material is a mini bead type and a heater coil and electrode wire are embedded in the element. The sensing element is installed in the metal housing which uses double stainless steel mesh (100 mesh) in the path of gas flow. The mesh is an anti-explosion feature (Fig1b).

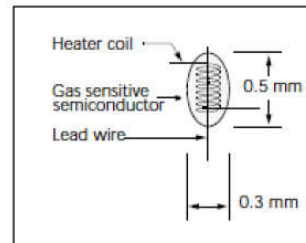


Fig 1a. Sensing element

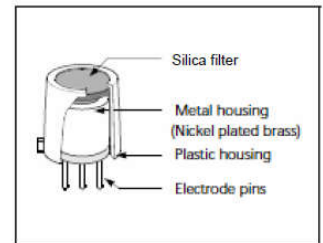


Fig 1b. Configuration

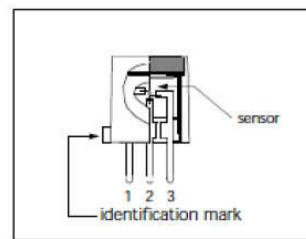


Fig 1c. Pin Layout

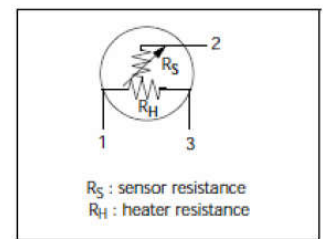


Fig 1d. Equivalent circuit

Operating conditions

Fig 2 shows the standard operating circuit for this model. The change of the sensor resistance (R_S) is obtained as the change of the output voltage across the fixed or variable resistor (R_L). In order to obtain the best performance and specified characteristics, the values of the heater voltage (V_H) circuit voltage (V_C) and load resistance (R_L) must be within the range of values given in the standard operating conditions shown in the Specification table on the next page.

Sensitivity characteristics

Fig 3 shows the sensitivity characteristics curves of the SB-41A (typical data). Sensitivity characteristics of our gas sensors are expressed by the relationship between the sensor resistance and gas concentration. The sensor resistance decreases with an increase of gas concentration based on a logarithmic function.

The sensitivity characteristics of the SB-41A is specified by the following parameters.

- Sensor resistance level: at R22 1000 ppm
- Sensor resistance change Ratio: between R22 300 ppm and 1000 ppm
- Sensor resistance change ratio: between clean air and R22 300 ppm

See the specification table on the next page for further details.

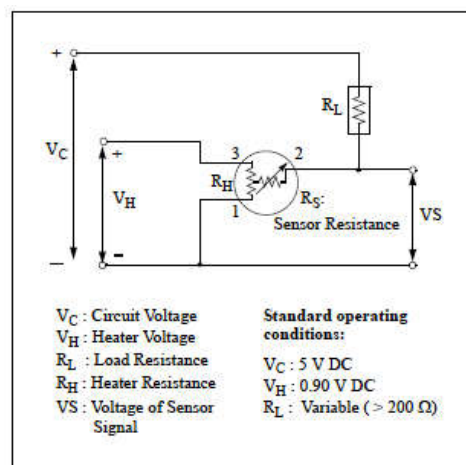


Fig2. Standard circuit

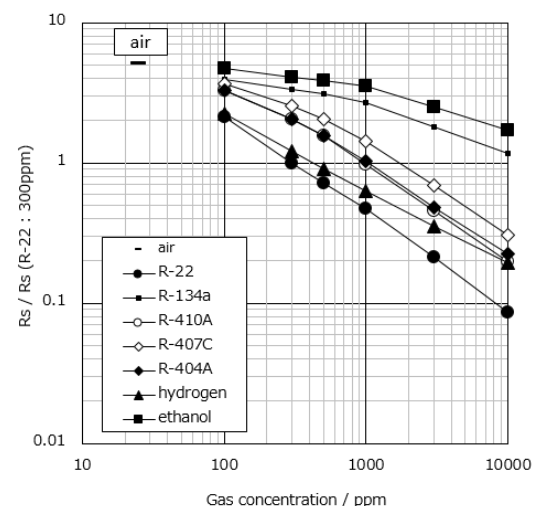


Fig3. Sensitivity characteristics

Specifications: SB-41A-00

A. Standard Operating conditions

Symbol	Parameter	Specification	Conditions etc.
VH	Heater voltage	$0.9 \text{ V} \pm 0.05 \text{ V}$	AC, DC or pulse
VC	Circuit voltage	Less than 5 V	DC: Pin2 (+) - Pin 1 (-)
RL	Load resistance	Variable ($> 200 \Omega$)	$P_s < 10 \text{ mW}$
RH	Heater resistance	$2.8 \Omega \pm 0.2 \Omega$	at room temperature
IH	Heater current	130 mA (Typical value)	$I_H = V_H / R_H$
PH	Heater power consumption	120 mW (Typical value)	$P_H = V_H^2 / R_H$
PS	Power dissipation of sensing element	Less than 10mW	$P_s = \frac{(V_C - V_{RL})^2}{R}$

B. Environmental conditions

Dr. Environmental conditions			
Symbol	Parameter	Specification	Conditions etc.
T _{ao}	Operating temperature	-10 °C to 50 °C	
T _{as}	Storage temp	-20 °C to 60 °C	
RH	Relative humidity	Less than 95%RH	
(O ₂)	Oxygen concentration	21% ± 1% (Standard condition)	Absolute minimum level : more than 18%.
		The sensitivity characteristics are influenced by the variation in oxygen concentration. Please consult us for details.	

C. Sensitivity characteristics

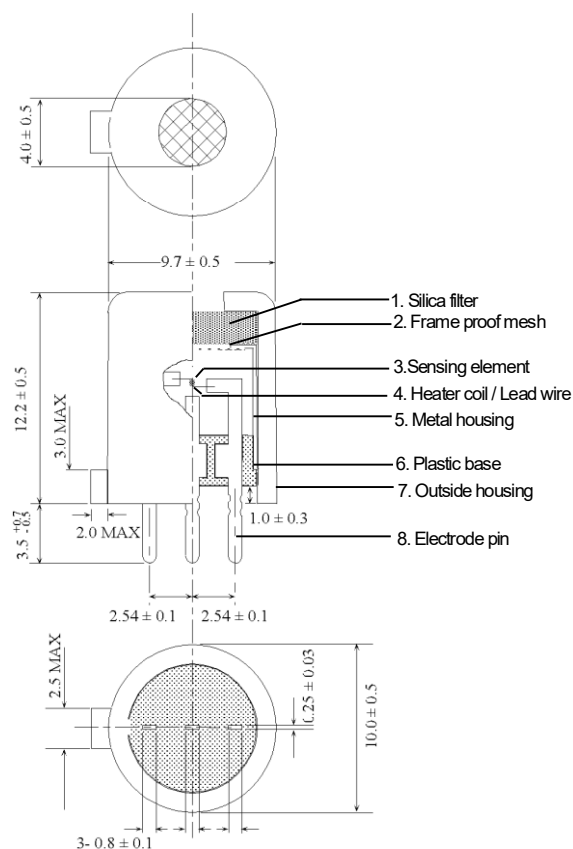
Model	SB-41A-00		
Symbol	Parameter	Specification	Conditions etc.
R_s	Sensor resistance	0.2 k to 1.3 k Ω	at 1000 ppm of R22
β	Ratio of sensor resistance	0.35 to 0.60	$\frac{R_s \text{ at } 1000\text{ppm of R22}}{R_s \text{ at } 300\text{ppm of R22}}$
R-22 selectivity		≥ 3.0	$\frac{R_s \text{ in air}}{R_s \text{ at } 300\text{ppm of R22}}$
Standard Test Conditions: Temp : $20^\circ\text{C} \pm 2^\circ\text{C}$ Humidity : $65\% \pm 5\%$ (in clean air) Pre-heating time: more than 48 hours VC : $5.0 \text{ V} \pm 1\%$ VH : $0.9 \text{ V} \pm 1\%$ RL : $10 \text{ k}\Omega \pm 5\%$			

D. Mechanical characteristics

Items	Conditions	Specifications
Vibration	Frequency: 5 - 500 Hz Acceleration: 1.3 G Sweep Time: 40 min.	Should satisfy the specifications shown in the sensitivity characteristics after test.
Drop	Height: 60 cm Number of impacts: 3 times	

Please contact

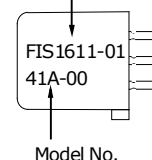
Dimensions



Scale : mm

Weight : 1.1g

Prpduction lot



Model No.

E. Parts and Materials

No.	Parts	Materials
1	Silica filter	Silica gal
2	Frame proof mesh	SUS316(100mesh,double)
3	Sensing element	Tin dioxide
4	Heater coil/Lead wire	Platinum
5	Metal housing	Nickel plated brass
6	Plastic base	PBT (GF30%)
7	Outside housing	Nylon 6 (UL94 V-0)
8	Electrode pin	Iron-nickel alloy

OCTOBER, 2018

Nissha FIS, Inc.
2-4-28, Tagawa
Yodogawa, Osaka
532-0027 Japan

Tel: +81 6-7176-3911
Fax: +81 6-7176-3912
<http://www.fisinc.co.jp>

In the interest of continued product improvement, we reserve the right to change design features without prior notice.